



WeatherSide™

FIBER-CEMENT SIDING

“Don’t Replace It...Repair It With WeatherSide™ Fiber Cement Siding!”

Fantastic For Repairing Old Asbestos Siding...


- **Perfect Design...** virtually identical in size and shape to millions of old non-existent siding shingles installed over the last 50 years
- **Safe...** unlike the original siding it replaces, WeatherSide™ fiber cement siding contains NO asbestos.
- **Avoids Hassles and Expenses...** great for repairing damaged shingles, siding small additions or even changing windows without the expense of new siding for the whole house
- **Easy Installation...** just remove the old shingle, nail the new one in place, and paint
- **Pre-Primed...** ready to be painted to match existing wall color
- **Virtually No Maintenance...** won't warp, dent, rot, expand, contract and even resists termite infiltration
- **Fire Safe...** WeatherSide™ fiber cement siding meets or exceeds UL approved non-combustible testing (ASTM E136 & UL 723)

Great For New Construction...

- **Proven Technology...** WeatherSide™ fiber cement siding is fire proof, durable and resistant to freeze-thaw conditions
- **Fast Installation...** unlike some other fiber cement siding products, WeatherSide™ does not require caulking at every joint
- **Classic Look...** distinctive beauty unavailable in other siding products
- **Pre-Primed...** comes with a flat white primed surface, ready for painting
- **Peace Of Mind...** backed by a 25-year ltd. warranty


Matching Accessories Available...

- **Siding Nails**
- **Pre-Primed Individual Corners (9", 12", 14" and Emphasis™)**
- **Backer Strips (9", 12", and 14")**




Pre-primed & ready for painting!


SHINGLE SELECTOR



Wavy



Straight



Thatched

Purity™ Shingle

Textured surface available with straight, wavy or thatched edges.

NOMINAL SPECIFICATIONS

	Straight/Wavy	Thatched
Size:	12" x 24"	12" x 24"
Exposure:	11"	10½"
Thickness:	11/64"	11/64"
Pcs./Bundle:	18	19
Bundles/Sq.:	3	3
Sqs./Pallet:	20	20
Lbs./Sq.:	168	186

Profile Shingle

Striated surface.

NOMINAL SPECIFICATIONS

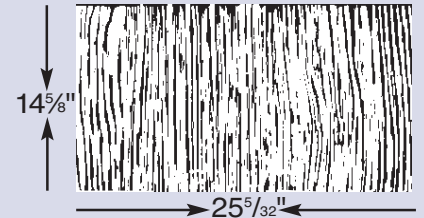
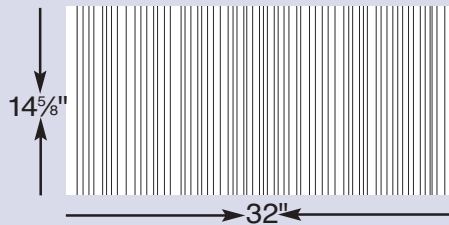
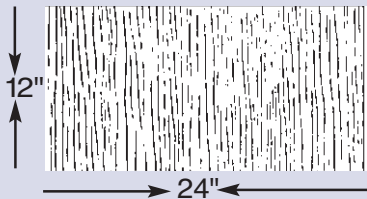
	Profile 9	Profile 12	Profile 14
Size:	9" x 32"	12" x 24"	14⅝" x 32"
Exposure:	8"	11"	13⅝"
Thickness:	11/64"	11/64"	11/64"
Pcs./Bundle:	19	18	11
Bundles/Sq.:	3	3	3
Sqs./Pallet:	15	20	15
Lbs./Sq.:	177	165	171

Emphasis™ Shingle

Extra-thick, thatch-edged shingle with wood-grain texture.

NOMINAL SPECIFICATIONS

Size:	14⅝" x 25⅝"
Exposure:	13"
Thickness:	9/32"
Pcs./Bundle:	11
Bundles/Sq.:	4
Sqs./Pallet:	10
Lbs./Sq.:	268



Available in 9" x 32", 12" x 24", 14⅝" x 32"

WeatherSide™ Fiber-Cement Siding accessories offer faster, easier, more accurate installation and include:

- Siding nails
- Pre-Primed Individual Corners (9", 12", 14" and Emphasis)
- Backer strips (9", 12" and 14" available)

WeatherSide™
Fiber-Cement Siding is
TOUGH and DURABLE...
Even For Demanding
Commercial Applications!

WeatherSide™
 FIBER-CEMENT SIDING

*"Don't Replace It...Repair
 It With WeatherSide™
 Fiber Cement Siding!"*



Your Best And Safest Choice...
Quality You Can Trust Since 1886!

